




Commercial & Industrial




Year 1 (2014) - 3,621 parcels (26.08%)



Year 3 (2016) - 3,537 parcels (25.47%)



Year 2 (2015) - 3,342 parcels (24.07%)



Year 4 (2017) - 3,386 parcels (24.38%)