



## Residential & Agricultural




**Year 1 (2014)** - 37,807 parcels (26.82%)



**Year 3 (2016)**- 34,346 parcels (24.37%)



**Year 2 (2015)** - 34,691 parcels (24.61%)



**Year 4 (2017)** - 34,120 parcels (24.20%)